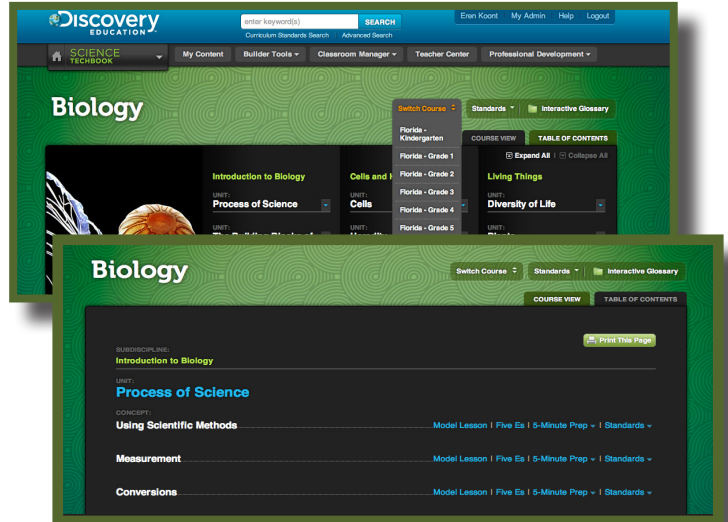




Begin Your Secondary Science Teacher Edition Evaluation in Three Easy Steps

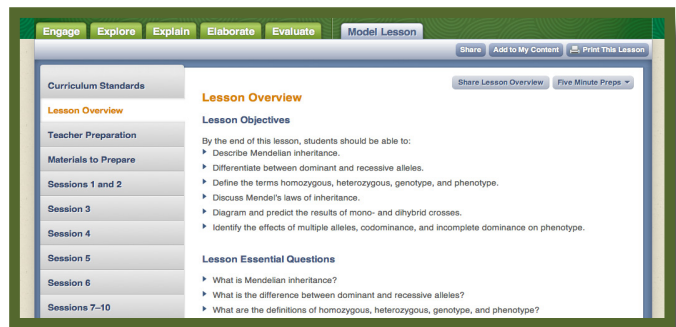
1. Login at DiscoveryEducation.com using your username and password

- » Change the course if desired and select the Table of Contents to view the units covered. There are Techbook courses for: Biology, Earth and Space Science, Chemistry, and Physics.
- » Select a concept. In this case, we are exploring the Biology course and the concept of Heredity.



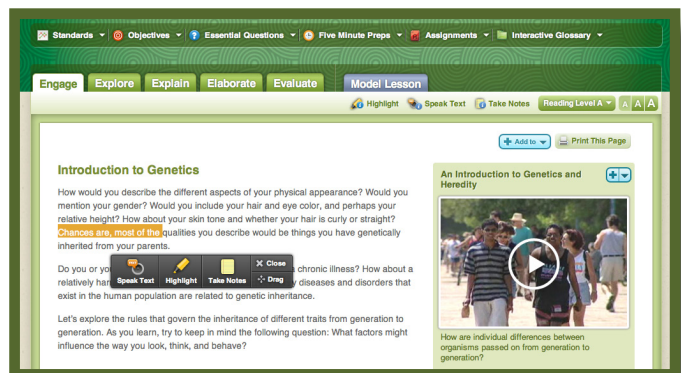
2. Explore a Model Lesson supporting your standards and the 5E model of instruction

- » Content is organized by the 5E model of instructions.
- » Essential questions and standards are clearly identified.
- » Most appropriate content, identified by Discovery Education curriculum experts, is at your fingertips.



3. Watch, Read, and Interact with student and teacher-friendly instructional resources

- » Highlight text within the Explore section. Note the tools available to you and students: text-to-speech, highlighter, and a sticky-note.
- » Find and watch a video that interests you.
- » Read an eBook or reading passage.
- » Explore the interactive, multimodal glossary of terms.



Register to attend a more in-depth overview at DiscoveryEducation.com/TechbookWebinars